



US00D404777S

**United States Patent** [19]  
**Robitaille**

[11] **Patent Number: Des. 404,777**  
[45] **Date of Patent: \*\*Jan. 26, 1999**

[54] **BALL**  
[76] Inventor: **Alain Robitaille**, 11115 Passereaux #17,  
Quebec, Quebec, Canada, G3A 2B5

1,978,137	10/1934	Kohn .....	473/614
2,031,240	2/1936	Deest .....	473/595
2,136,520	11/1938	Perry .....	473/603
2,309,475	1/1943	Palmieri .....	473/614
3,073,598	1/1963	Tiikkainen .....	473/614

[\*\*] Term: **14 Years**

*Primary Examiner*—Ted Shooman  
*Assistant Examiner*—Richelle Shelton  
*Attorney, Agent, or Firm*—Stephen Christopher Swift

[21] Appl. No.: **78,261**

[22] Filed: **Oct. 23, 1997**

[57] **CLAIM**

[30] **Foreign Application Priority Data**

The ornamental design for a ball, as shown and described.

Apr. 24, 1997 [CA] Canada ..... 1997-1005

**DESCRIPTION**

[51] **LOC (6) Cl.** ..... **21-02**

FIG. 1 is a perspective view of a ball showing my new design;

[52] **U.S. Cl.** ..... **D21/707; D21/712**

FIG. 2 is a front elevational view thereof;

[58] **Field of Search** ..... D21/203-205;

FIG. 3 is a rear elevational view thereof;

473/569, 595, 597, 603, 614, 134

FIG. 4 is a top view with the bottom being a mirror image thereof; and,

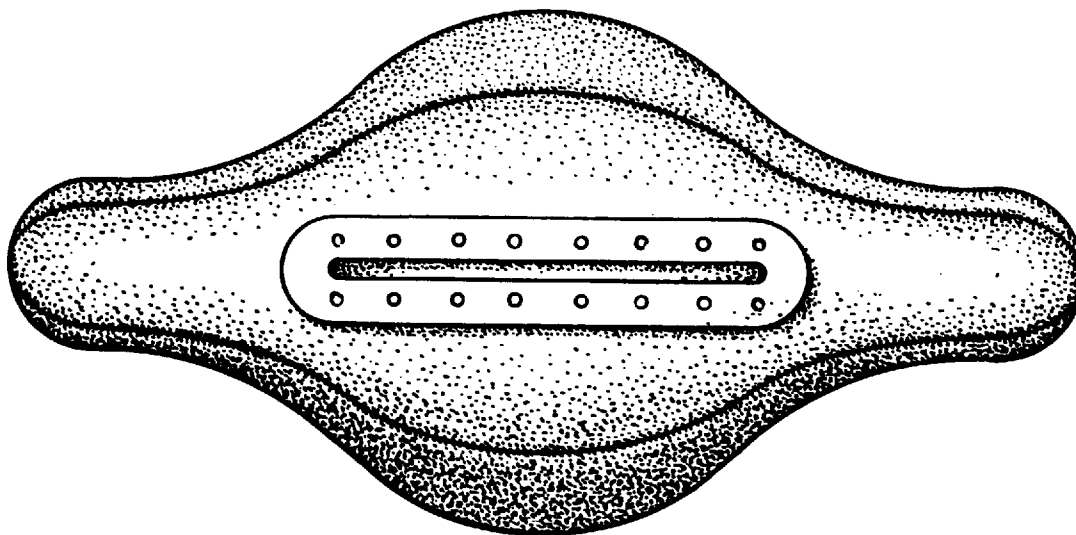
[56] **References Cited**

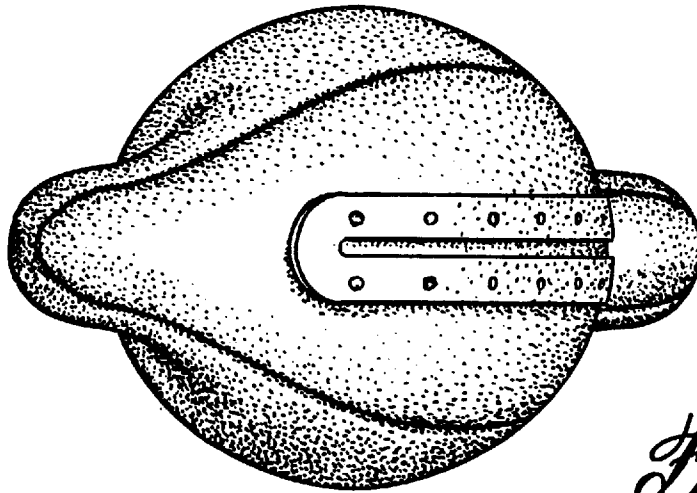
FIG. 5 is a right side elevational view with the left side being a mirror image thereof.

**U.S. PATENT DOCUMENTS**

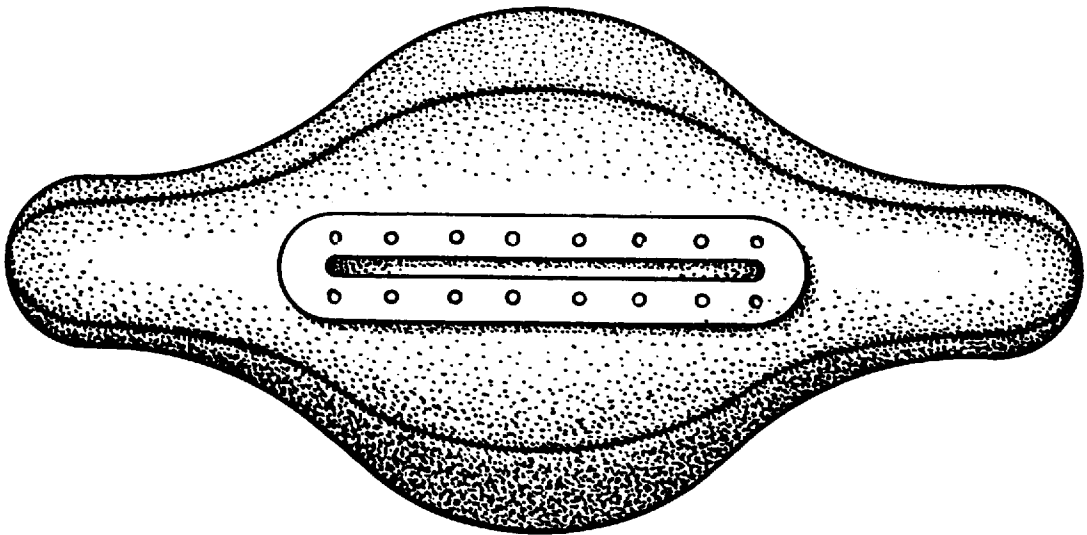
D. 356,129	3/1995	Wolf .....	D21/204
1,660,378	2/1928	Dieterle .....	473/597

**1 Claim, 2 Drawing Sheets**

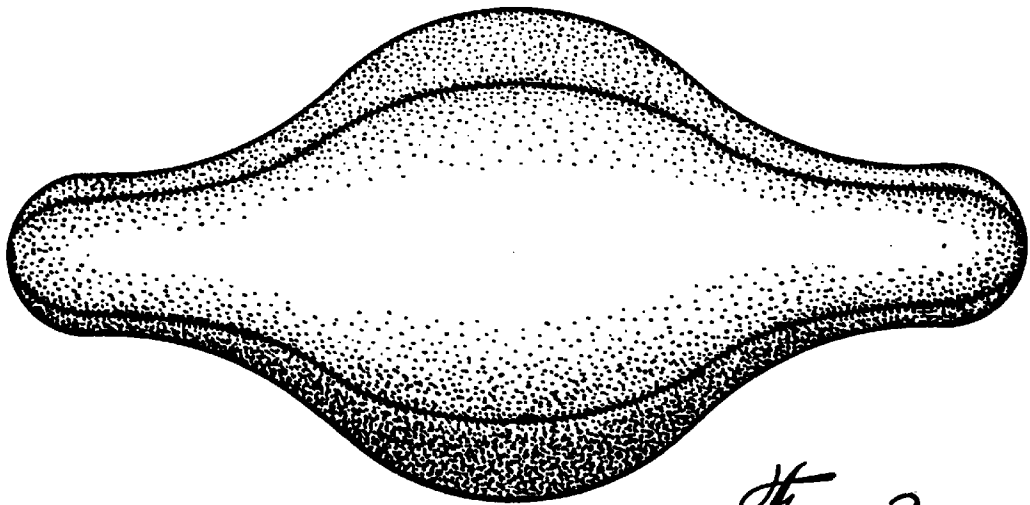




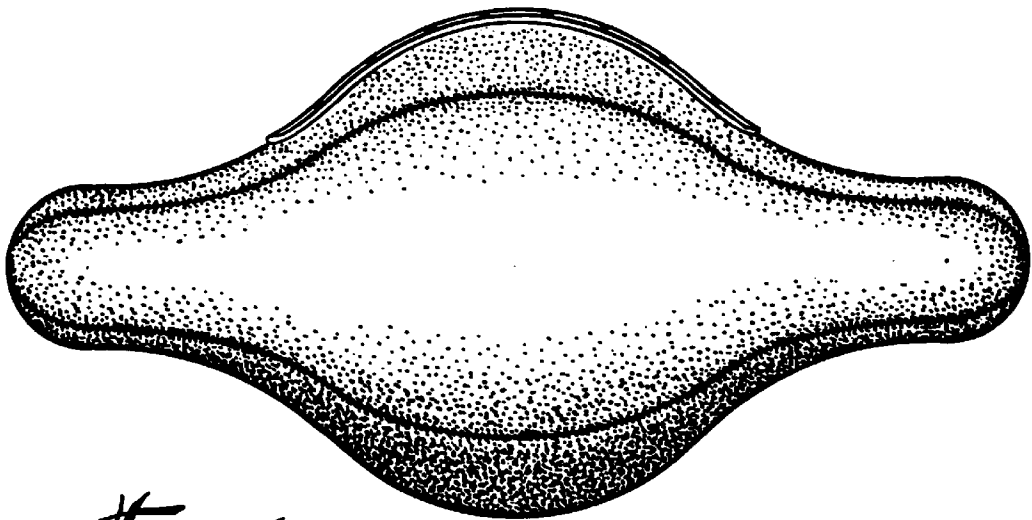
*Fig. 1*



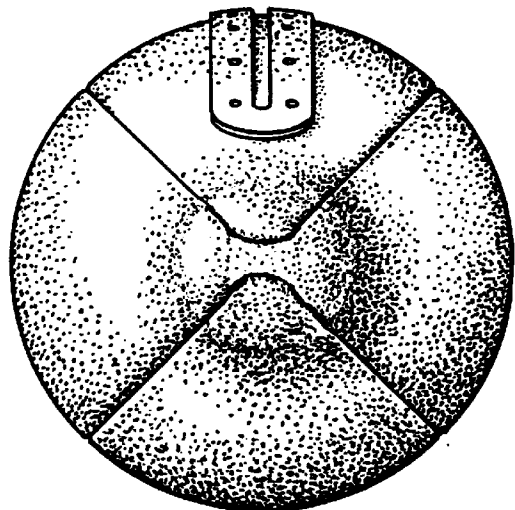
*Fig. 2*



*Fig. 3*



*Fig. 4*



*Fig. 5*